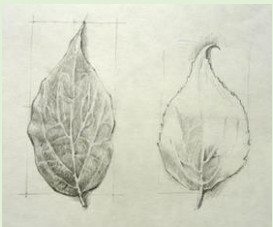



# Art Long Term Planning - CJS - 2024-2025

## Year 3

AUTUMN	SPRING	SUMMER
<p><b>THEME:</b> Autumn - How and why do artists show the natural form?</p> <p><b>OUTCOME:</b> Drawing/mixed media - Wax resist leaves(mobiles)</p> <p>(People Care Link - caring about the process)</p>  <p>Disciplines</p> <ul style="list-style-type: none"> <li>- <b>Drawing</b> - observational drawing of a leaf - line/tone with different pencils.</li> <li>- <b>Painting</b> - colour mixing and theory; hues = mixing yellow and blue for different intensities of green.</li> </ul> <p>Key Artists</p> <ul style="list-style-type: none"> <li>- <b>Marianne North 1830-1890(disciplines: painting, photography)</b></li> <li>- Anne Swan - technical model(Disciplines: drawing with pencils and colouring pencils)</li> </ul>	<p><b>THEME:</b> Stone Age Art - How do very early artists use materials?</p> <p><b>OUTCOME:</b> impressed Painted clay tile with naturally created marks and patterns.</p>  <p>Disciplines</p> <ul style="list-style-type: none"> <li>- <b>Sculpture</b> - Clay - tiles (slab) with impressed print using man made and environmental objects. Rolled coils to create sections.</li> <li>- <b>Painting</b> - colour mixing shades of brown, yellow and ochre.</li> <li>- <b>Painting</b>- colour mixing browns from primary and complementary colours to create warm and cool shades to mimic cave artists.</li> </ul> <p>Key Artists:</p>	<p><b>THEME:</b> Communicating through art with Dots - What do artists communicate through their art?</p> <p><b>OUTCOME:</b> Braille Collage on thick card on a painted collage.</p> <p>Disciplines</p> <ul style="list-style-type: none"> <li>- Painting -mix paint with white (tones) and black (tints)</li> <li>- Collage - overlapping and layering to communicate.</li> </ul> <p>- mixed media Clarke Reynolds Oak Academy - <a href="https://www.thenational.academy/teachers/lessons/introduction-to-collage-and-experimentation-with-paper-cgvpcd?sid=5b2b68=dTC2avXIa_&amp;sm=0&amp;src=5">https://www.thenational.academy/teachers/lessons/introduction-to-collage-and-experimentation-with-paper-cgvpcd?sid=5b2b68=dTC2avXIa_&amp;sm=0&amp;src=5</a></p>



Themes: Environment, sustainability,

### - Cave of Lascaux artists (6500BC-3000BC) -

#### Sticky facts



- Andile Dyalvane 1978-contemporary - (Disciplines: Afrofuturism ceramic artist and healer)
- Neolithic cave artists and Neolithic potters from the cardium and Neolithic periods.



THEMES: Environment, sustainability (reuse metal waste, cutlery, brillo pads), African culture,

#### Key Artists

- Clarke Reynolds (Disciplines: Braille artist using collage for a sensory platform)
- Shaheen Merali (Oak academy)
- Alma Woodsey (Disciplines: Abstract painter)



THEMES: Supporting Learning ideas: Diversity,

# Year 4

## AUTUMN

THEME: Insects - How do artists show form?

Outcome: Printing mono and layered

### Disciplines:

- **Printing** - block and relief printing repeated patterns.
- **Painting** - hot and cold colour (complementary and tertiary colours)
- **Drawing** - close observational outlines.



### Key Artists

- Jennifer Angus
- Lucy Arnold - The Arty Teacher
- Favianna Rodriguez
- **Elizabeth Catlett 1915-2012:** (Disciplines: printing, sculpture, painting and drawing)



Supporting Learning Ideas  
Environment,

## SPRING

THEME: Buildings - How do artists use line in their work?

Outcome: Close observational drawing of a building

### Disciplines:

- Drawing - Drawing - light and dark, shading charcoal and oil pastels
- Line and tone, pattern and shape. Proportion.



### Key Artists

- **Stephen Wiltshire - drawing**
- Ruth Allen - Discipline: continuous line drawing
- Dame Zaha Hadid (Disciplines: drawing, architect)

Supporting Learning Ideas  
Diversity, sustainability,

## SUMMER

-THEME: Why do artists play with colour?

OUTCOME: Paper mache leaf  
Earth Care Link



### Disciplines:

- Sculpture - layering - cardboards, string and paper to create a large 3d leaf( class names)
- Painting - biophila colours adding white for tint and black for shades (leaf)









### Key Artists

- Henri Rousseau - (Disciplines: post-impressionist painter)
- Claude Monet - (Disciplines: impressionist painter)

Supporting Learning Ideas  
Surrealism focus

# Year 5

AUTUMN	SPRING	SUMMER
<p><u>THEME: Pattern and colour - How do artists reflect emotions?</u>  <u>Outcome: A sculpture</u></p>  <p><u>Disciplines</u></p> <ul style="list-style-type: none"> <li>- <b>Sculpture</b> - clay and other materials</li> <li>- Collage - imitate Beatriz Milhazes</li> <li>- Painting - sunsets gradients of colour</li> </ul> <p><u>Key Artists</u></p> <ul style="list-style-type: none"> <li>- Beatriz Milhazes (Disciplines: Matisse)</li> <li>- Hilma Af Klint (1862-1944)</li> </ul> <p><u>Supporting Learning Ideas</u></p> <p>Diversity,</p>	<p><u>THEME: Theatre of the Face - How do artists present faces?</u>  <u>Outcome - A collaged mask</u></p>   <p><u>Disciplines:</u></p> <ul style="list-style-type: none"> <li>- <b>Collage</b> -Cardboard Relief Mask - Collage - Greek masks; precise cutting with scissors layering to create depth, focal points,</li> <li>- Painting: tertiary colours</li> <li>- Drawing - proportion and shading techniques - charcoal and oil pastel.</li> </ul> <p><u>Key Artists</u></p> <ul style="list-style-type: none"> <li>- Victoria Topping</li> <li>- Leonardo da Vinci</li> <li>- Picasso</li> <li>- Yosef Mrva</li> </ul> 	<p><u>THEME: Who is The Old Man Mad About Drawing and what is his legacy?</u></p>  <p><u>Outcome: A layered, textured painting</u></p> <p><u>Disciplines:</u></p> <p>Drawing - pen and colour pencils  Hokusai waves</p> <ul style="list-style-type: none"> <li>- Painting - gradients of colour and texture</li> <li>- Printing - with paint for pattern.</li> <li>- Collage mixed media - final Wave picture</li> </ul> <p>Dry media - Pencils, charcoal, pastels, crayons, fabrics and chalk  Wet media - Watercolors, acrylic paints, inks, and markers.</p> <p><u>Key Artists</u></p> <ul style="list-style-type: none"> <li>- <b>Hokusai</b></li> </ul>



Supporting Learning Ideas  
SUSTAINABILITY,

Supporting Learning Ideas

Collage - what materials can we use for sustainability?

Environment, sustainability,

## Year 6

### AUTUMN

THEME: What is POP ART?

OUTCOME: A pop art collage reflecting favourite contemporary foods/icons

Disciplines

- Collage - layering of materials, printing, painting and drawing(markers, acrylic markers)
- Drawing - design and sketching (ice-creams, Ice-cream vans)
- Printing - relief, repeat printing

Key Artists

- Andy Warhol (
- Clarke Reynolds (Collage)

### SPRING

THEME: What is the power of colour?

OUTCOME: Painted clay model of a lizard



Disciplines

- Painting - pattern and colour, ceramic paint of lizards using acrylic paint and varnish.
- Sculpture - clay lizards and platform base to support - experiment and practice to score and slip to join parts, shape, mold and form.

### SUMMER

THEME: SELF-EXPRESSION -

OUTCOME: Large scale expressive self-portrait A3

Disciplines

- Drawing - pencil, charcoal, Watercolour, proportion, form, line, shade and tone.

Consolidate skills from previous teaching.

- Chila Kumari Singh Burman (collage, etching, sculpture, printmaking)



Supporting Learning Ideas

Environment,



Key Artists

- Atta Kwami - 1956-2021
- Mark Rotho - 1907-1970
- Paul Klee 1879-1940
- Laura Theresia Kohler



Supporting Learning Ideas

Environment, diversity,

Key Artists

- Pablo Picasso
- David Hockney



Supporting Learning Ideas

Diversity - each unique people and personalities.



What do we need?

Current opportunities:

Drawing	Painting	Printing	Sculpture	Collage



Commented [SR1]: